




FINANCIAL AID 101

Prepare for Your Future





William Lindsey
Manager
717.720.1529
wlindsoy@pheaa.org



MICHELLE JOHNSON
717.674.6263
mjohnson@pheaa.org
Cameron, Carbon, Chester, Elk, Franklin, Jefferson, Madison, and Perry Counties



JULIE HESSE
717.677.0665
jhesse@pheaa.org
Clarion, Erie, Merwin, and Warren Counties



MICHELLE ADAMS
610.222.6243
madams@pheaa.org
Berks, Carbon, Columbia, Dauphin, Lehigh, Lancaster, Lebanon, Luzerne, Monroe, Northampton, Northumberland, Potter, Schuylkill, Taylor, and Union Counties



LINDA PACEWICZ
717.674.1209
lpacwic@pheaa.org
Carbon, Lehigh, Columbia, Luzerne, Pike, Schuylkill, and Wayne Counties



MICHAEL BUTLER
717.674.6447
mbutler@pheaa.org
Chester, Lehigh, Monticello, and Northampton Counties



PATRICIA MCNAMEE
717.674.7077
pamcnee@pheaa.org
Bucks, Delaware, and Montgomery Counties



MICHELLE MCCOY
717.720.3937
mmccoy@pheaa.org
Allegheny County



SCOTT FRASER
717.294.8229
sfraser@pheaa.org



MICHELLE DWYER
717.674.7977
mdwyer@pheaa.org
Allegheny, Butler, Schuylkill, and Lancaster Counties



JENNIFER AULT
717.674.8160
jault@pheaa.org
Allegheny County
Taylor, Centre, Monticello, and Westmoreland Counties



JOHN FRITZSCHE
610.222.2160
jfritzsche@pheaa.org
Northampton County
Berks, Carbon, Lehigh, and Schuylkill Counties



SCOTT MILLER
610.222.7036
smiller@pheaa.org
Northampton County
Blair, Franklin, Fulton, Huntingdon, Lycoming, and York Counties

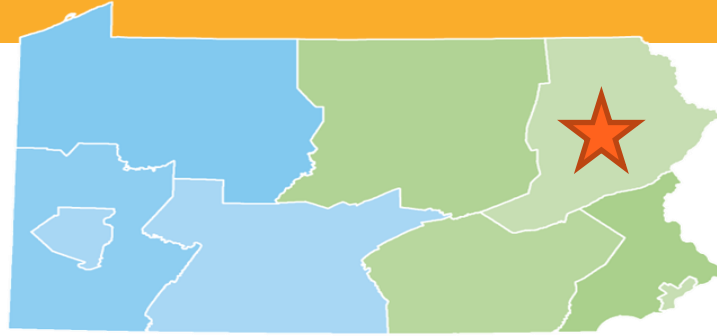


NANCY MEYER-MCGOWAN
717.674.6160
nmeyer@pheaa.org
Columbia County
Snyder
Taylor, Columbia, and Lebanon Counties



VIRGINIA GIVENS
717.674.2232
vgivens@pheaa.org
Columbia County
Snyder
Adams, Cumberland, Dauphin, Perry, and York Counties

Your presenter



Linda Pacewicz

Higher Education Access Partner
Northeast Region

**PA Higher Education Assistance Agency
(PHEAA)**

570-592-1209

lpacwic@pheaa.org

AGENDA

What is Financial Aid?

How do I apply?

The Aid sources available.

What happens next?

Making smart decisions!

Financial Aid Basics

Financial Aid is funding provided to students and families to help pay for **POSTSECONDARY EDUCATION** expenses

Principles:

- Paying is a joint responsibility of student and parent(s)
- A Federal Formula determines family “NEED”
- FORMS must be filed to receive ANY Aid
- Be a consumer – open minded, diverse search
- Buy and EDUCATION, NOT A SCHOOL



Types of Financial Aid



GIFT AID: Scholarships and Grants (not repaid)

Based on: **Financial Need** (income, assets, family)

Merit (ability, actions, criteria)

- Sources: Federal/State Government, Schools/Colleges, Organizations, Businesses, Community, Employers, FREE Internet Search

SELF HELP AID: Loans, Work Programs, Savings

Loans are borrowed money and must be repaid

- Sources: Federal Government, Banks, Schools/Colleges

Work Study – earned money by students

Also.... Tuition Reimbursement and Military

Start with the FORMS

FAFSA – Free Application for Federal Student Aid

- Required by **ALL Schools, PHEAA** and some scholarship organizations
- Required every year attending

STATE GRANT FORM through PHEAA

- Required first year after FAFSA is completed

Some schools require additional forms::

CSS Profile – through the College Board; additional fees

Institutional Financial Aid Forms - through a specific school

KNOW WHAT FORMS EACH SCHOOL REQUIRES



FAFSA.GOV - New look and format for AY 19/20

The primary form used to determine Eligibility for Federal Financial Aid

Complete every year enrolled

New web format for online, tablet and phone use and a new “My Student Aid” App

Skip Logic built in to skip questions that don't apply

Fafsa4caster – practice site

The image shows a composite of the FAFSA.gov website and the myStudentAid app. The website header includes the Federal Student Aid logo, the text 'AN OFFICE OF THE U.S. DEPARTMENT OF EDUCATION', the URL 'FAFSA.gov', and language options for 'English' and 'Español'. A search bar for 'Search FAFSA Help' is also present. The main content area features the heading 'Need money for college?' followed by the instruction: 'Complete the FAFSA® (Free Application for Federal Student Aid) form to apply for financial aid for college, career school, or graduate school.' Below this, there are two columns: 'NEW TO FAFSA.GOV?' with the text 'Submitting the FAFSA form is quick, and most importantly, it's FREE. Get started today.' and a 'START HERE >' button; and 'RETURNING USER?' with a list of actions: 'Make a correction', 'Add a school', and 'View your Student Aid Report (SAR)', along with a 'LOG IN >' button. An orange arrow points from the 'START HERE >' button to a banner at the bottom of the website that says 'Estimate your federal aid using FAFSA4caster →'. To the right, a smartphone displays the myStudentAid app interface, which includes the 'Welcome to myStudentAid' logo, the same 'Need money for college?' heading, and a prominent green 'START HERE' button. Below the app screen, text reads: 'Before You Start myStudentAid is the official app of Federal Student Aid (FSA), an office of the U.S. Department of Education. If you want to renew your 2018-19 FAFSA or use the IRS Data Retrieval Tool, you need to complete your FAFSA form on fafsa.gov.'

DEADLINES

live it, learn it, love it

Federal Deadlines - Apply anytime after October 1 in the year prior to when you will attend school
(AY 2019-20: 10/1/18 to 6/30/20)

School Deadlines - vary, check websites!

PA State Grant Deadlines for FAFSA

May 1 - First-time and renewal students attending colleges, universities & college transferrable programs (excluding community colleges)

August 1 – First-time students attending community college; a business, trade or technical schools, hospital school of nursing; Open Admissions Institutions or a 2-year non-transferrable degree program at a Jr or 4-year college



Create an FSA ID (your electronic signature)

FSAID.ed.Gov

or scroll down at FAFSA.gov & options within the FAFSA

Create an FSA ID Manage My FSA ID

Please enter your:

E-mail

Confirm E-mail

Username

Password

Numbers Uppercase Letters Lowercase Letters Special Characters 8-30 Characters Show Text

Confirm Password

CONTINUE >

HOW TO CREATE A FSA ID

⚠ Before you start
Make sure you have access to your personal email account.

STEP 1 Visit fsaid.ed.gov.

STEP 2 Enter your email, create a username and a password.

STEP 3 Enter your name, date of birth and Social Security Number.

STEP 4 Confirm your profile information and enter your optional mailing address. You may also register to receive text messages to your mobile phone to perform account recovery functions (unlock account, reset password and retrieve username).

STEP 5 Provide four required challenge questions and answers. You may also select to create an optional 8-digit code to access your loan balances over the phone.

STEP 6 Verify and confirm your personal information as well as acknowledge the FSA ID terms and conditions.

STEP 7 Verify your email address. Enter the secure code that was sent to the email address submitted in Step 2. This will allow you to use your email address as your username.

I created my FSA ID, now what?
You can now use your FSA ID to sign an original FAFSA. Once the Social Security Administration verifies your information in 1-3 days, you will be able to start a renewal FAFSA, make changes to an existing FAFSA and log in to U.S. Department of Education websites.

⚠ Don't give your FSA ID to anyone—not even to someone helping you fill out the FAFSA. Never share your FSA ID!

STILL HAVE QUESTIONS?
Visit StudentAid.gov/fsaid.

PHEAA
Pennsylvania Higher Education Assistance Agency

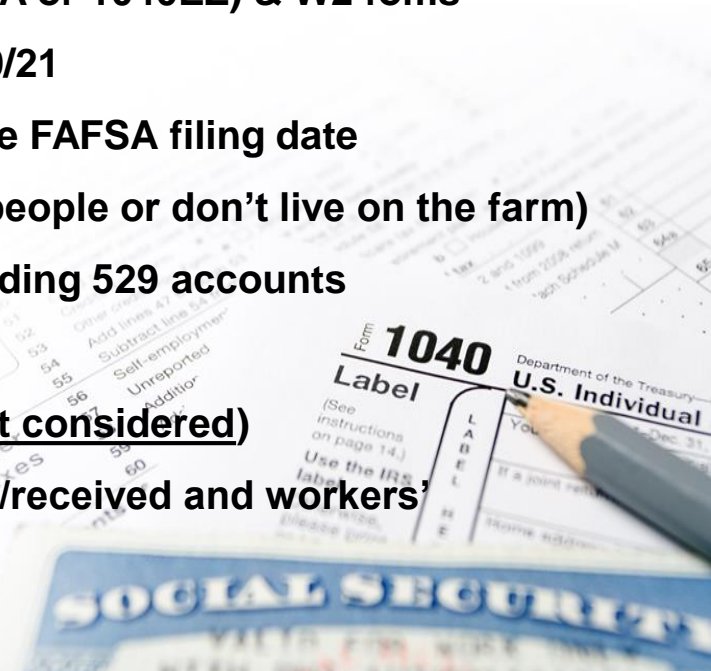
These materials have been developed and paid for by the Pennsylvania Higher Education Assistance Agency (PHEAA) for informational purposes. Although the information contained in this document is believed to be accurate at the time of printing, PHEAA does not guarantee its accuracy. You should independently verify that this information is correct.
RG-FAID 05/2017



Student and ONE Parent need separate ID's
- Separate emails addresses required

Documents You May Need

- Social Security Number or alien registration number if not US Citizen
- Driver's license (student only and optional)
- Prior, Prior year's Federal income tax returns (1040, 1040A or 1040EZ) & W2 forms
 - 2017 taxes for AY 2019/2020 , 2018 taxes for AY 2020/21
- Current bank statements (checking and savings) as of the FAFSA filing date
- Current business and farm records (if employ over 100 people or don't live on the farm)
- Records of any stocks, bonds & other investments, including 529 accounts
 - NET AMOUNTS
- Untaxed Income (untaxed Social Security benefits are not considered)
 - Veterans non-education benefits, child support paid/received and workers' compensation.



7 Sections / fill in the blanks

Exit Clear All Data View FAFSA Summary Save Help

Student Address and E-mail

Student Demographics School Selection Dependency Status Parent Demographics Financial Information Sign & Submit Confirmation

STUDENT INFORMATION

Your permanent mailing address (include apt. number)

Use the Previous and Next buttons within the Application

PREVIOUS NEXT

Exit Clear All Data View FAFSA Summary Save Help

Search for Colleges

Student Demographic **School Selection** Dependency Status Parent Demographics Financial Information Sign & Submit Confirmation

STUDENT INFORMATION

John, based on the information you provided, we have determined that you may qualify for federal student aid. Continue through the application for us to determine how much aid you can receive.

Here's where you'll search for the colleges to which you'd like to send your FAFSA information. You can add up to 10 colleges at a time to your FAFSA. If you're applying to more than 10 colleges, [follow these instructions](#).

Make sure you add ALL colleges you're interested in, even if you haven't applied or been accepted yet.

Complete the fields below to search for a college to add to your FAFSA.

Do you know the college's [Federal School Code](#)?
 Yes No

State
Pennsylvania

City (optional)

School Name (optional)
Pennsylvania State University

SEARCH TIPS PREVIOUS SEARCH

SCHOOL SELECTION

Look at more than one!

Select up to 10 colleges you are interested in attending

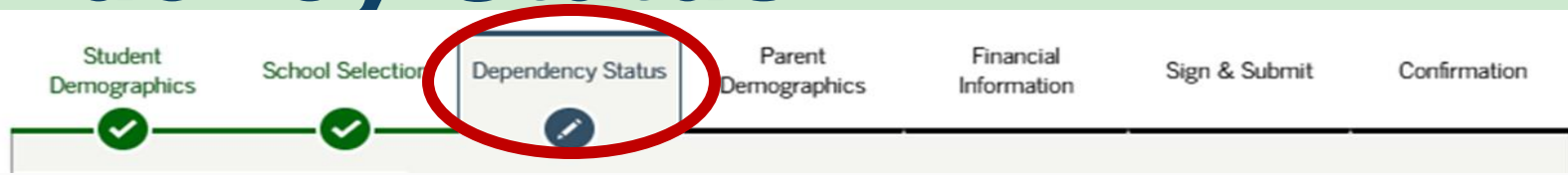
- You don't have to be currently accepted
- List the one you're most likely to attend first

Schools cannot see your Financial Info unless you list them on FAFSA

Schools cannot see the order or your other selections

Search by name or by school code

Dependency Status



Independent students are:

- 24 or older on January 1 of award year
- Veteran (includes active duty personnel)
- Married
- Working on graduate degree
- Emancipated minor or in a legal guardianship
- Orphan, in Foster Care or Ward of the Court at any time when the student was age 13 or older
- Have legal dependents other than spouse
- Student deemed homeless by proper authority

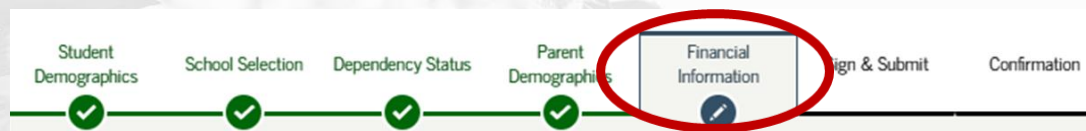


Whose information goes on the FAFSA?

- ✓ **Independent student** – only their info
- ✓ **Dependent Student and Parent(s)**
 - ✓ **Divorced or Separated Parents -> Custodial Parent:** the parent that you lived with most during the last 12 months, if equal: the parent that provided the most financial support
 - ✓ **Divorced/Separated parents who live in the same household**
 - ✓ **Same Sex Parents**
 - ✓ **Stepparents**
 - ✓ **Adoptive parents**
- ✓ **NOT a parent for FAFSA:**
 - ✓ Foster parents
 - ✓ Legal guardians
 - ✓ Anyone else the student is living with



IRS Data Retrieval Tool



Parent Tax Filing Status

Student Demographics ✓ School Selection ✓ Dependency Status ✓ Parent Demographics ✓ **Financial Information** ✎ Sign & Submit Confirmation

PARENT INFORMATION

✓ Application was successfully saved.

Attention! You must provide financial information from your parents' 2016 tax return on the following pages.

For 2016, have your parents completed their IRS income tax return or another tax return?

Already completed

IRS.gov Return to FAFSA | Log Out | Help

Get My Federal Income Tax Information

See our [Privacy Notice](#) regarding our request for your personal information.

Enter the following information from your 2016 Federal Income Tax Return. Required fields *

First Name *	Dependent
Last Name *	Data
Social Security Number *	***-**-****
Date of Birth *	01 / 01 / 1994
Filing Status *	Single
Address - Must match your 2016 Federal Income Tax Return. <small>?</small>	
Street Address *	
P.O. Box (Required if entered on your tax return) <small>?</small>	
Apt. Number (Required if entered on your tax return)	
	United States
	Select One

By submitting this information, you certify that you are the identified. Use of this system to access another person's information may result in civil and criminal penalties.

All info must match tax return!

Students and Parents can transfer IRS Tax Return Information directly into the FAFSA if applicable

- Manual entries are verified

Have W2's for earned income reporting

Leaving FAFSA on the Web

You are now leaving FAFSA on the Web and will be transferred to the IRS web site. Your FAFSA information will be saved.

Your saved FAFSA will automatically open either when you transfer your information from the IRS or choose to return to FAFSA on the Web from the IRS Web site. If you do not transfer your information or choose not to return to FAFSA on the Web from the IRS Web site, you will have to log in to open your saved FAFSA.

For your protection, your tax return information will not display on the IRS Web site or on the FAFSA.

[SKIP IRS DRT](#) [PROCEED TO IRS SITE](#)

Parent IRS Info

Student Demographics ✓ School Selection ✓ Dependency Status ✓ Parent Demographics ✓ **Financial Information** ✎ Sign & Submit Confirmation

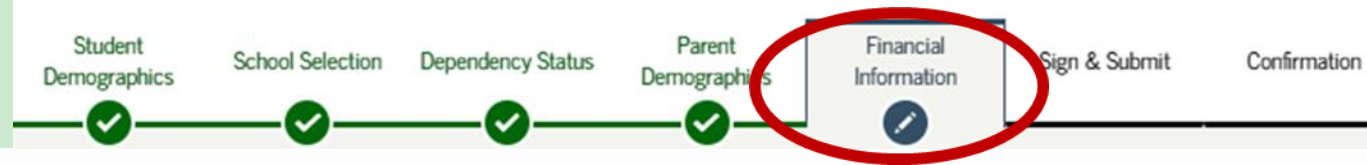
✓ You have successfully transferred 2016 IRS tax information.

The father's IRS tax information has been successfully transferred into this FAFSA. Questions that were populated with tax information will be marked with "Transferred from the IRS." For your protection, IRS tax return information is not displayed on the FAFSA.

What type of income tax return did your father file for 2016?
Transferred from the IRS

What was your father's adjusted gross income for 2016?
Transferred from the IRS

Assets



An **ASSET PROTECTION ALLOWANCE** is applied against a Parent's assets, based on the information gathered to this point

Student Demographics ✓ School Selection ✓ Dependency Status ✓ Parent Demographics ✓ Financial Information ✎ Sign & Submit Confirmation

PARENT INFORMATION

As of today, does the total amount of your parents' current [assets](#) exceed \$33,600.00?
 Yes No

Each family's number is unique to them

NOT AN ASSET: Home, Personal Property, Qualified Retirement Funds, Value of Life Insurance. Social Security Benefits are NOT considered

Report **NET ASSETS** (Value - Associated Debt/Penalty = Asset)

529 college savings accounts are reported as Parent Investments IF the total assets including the 529 are ABOVE the asset protection allowance number

Sign + Submit = EFC / AID calculations

EFC stays the same for ALL schools

Parent contribution divided by number of children in college at the same time

Student Income protection: 50% over \$6,570 is considered

EFC: Expected Family Contribution
Family Financial Strength Number, NOT what you're expected to pay

Driving factors: Income, Family Size and Age of oldest parent

Approx calculation on assets: 20% student, 6% of parent assets

PA State Grant FORM



Congratulations, Sample!

Your FAFSA was successfully submitted to Federal Student Aid.

Confirmation Number: F 11200004104 03/27/2018 11:00:3/27/2018 11:31:55 AM:3/27/2018 11:31:55 AM

Data Release Number (DRN): 9970

What Happens Next

- You will receive an e-mail version of this page.
- In 3-5 business days, you will receive an e-mail notifying you that your FAFSA was processed.
- Your FAFSA information will be made available to your school(s), and they will use it to determine the aid you may be eligible to receive.
- Your school(s) will contact you if they need more information or when they are ready to discuss your

Easiest Method: Click the Link on the FAFSA confirmation Page, info is transferred

samplestudent@sample.com

PRINT THIS PAGE

Start your state application to apply for Pennsylvania state-based financial aid.

Completed the first year attending, uses new FAFSA in subsequent years

Missed the Link – go to PHEAA.org, 24 hours after filing or watch for PHEAA reminders

**NEW !
E-Sign
process**

The screenshot shows the PHEAA website interface. At the top, there are navigation links for 'Contact Us', 'About Us', 'Careers', 'Site Map', and 'Sign In or Create Account'. Below the navigation is a search bar and a 'I want to...' dropdown menu. The main content area is titled 'Pennsylvania State Grant Program' and features a 'State Grant Update' section with a yellow background. A red circle highlights the 'Apply/Renew Now' button in the 'Apply/Renew' section. A yellow sticky note with a red pushpin is overlaid on the page, reading 'NEW ! E-Sign process'. The right sidebar contains links for 'Sign In/Create Account to:', 'Contact Us', and 'State Grant FAQ'.

The process.....

Department of Education's Central Processing System uses the FAFSA calculations to create your NEED ANALYSIS



- EFC is calculated – number used to determine aid
- SAR/ISIR – reports your eligibility for Aid to you and your school choices
- Schools and State receive your results
- Grant eligibility is calculated
- You Apply/Applied to your school choices
- Once Accepted – schools produce Award Letters
(Aid Packages) based on Need and any Internal Aid
(Cost – EFC = Need)
- You compare Award Letters
- Determine true costs of school and make affordable choices

Cost of Attendance

The Financial Aid Office will include **DIRECT COSTS** in determining the student's annual cost of attendance (Budget) at their school.

- Tuition, Fees, Room, Meals(Board), Books, Supplies

Don't forget about **INDIRECT COSTS**:

- Dorm Furnishings, Transportation, Personal Expenses, Laundry, Dependent Care, Pizza...



Net Price Calculator



Every Institution, by law, must provide families with a Net Price Calculator on their website to estimate net costs

ESTIMATED data provided by each institution:

- Total price of attendance
- Tuition, Fees, Room and Board
- Expenses (ie personal, transportation..)
- Estimated merit and need based grant aid
- ESTIMATED NET PRICE (attendance minus grant aid)

Does not always include internal Scholarships

Estimated Cost of Attendance

Tuition & Fees	\$33,994
Room & Board	\$8,932
Total Estimated Direct Cost	\$42,926
Books & Supplies	\$1,150
Other (personal, transportation...)	\$1,960
Total Estimated Cost	\$46,036

Estimated Scholarship

Benedictine Scholarship	\$17,000
Total Estimated Scholarship	\$17,000

Estimated Scholarship & Gift Aid

Estimated Other Gift Aid	\$10,600
Total Estimated Gift Aid	\$27,600

Estimated Net Price: \$18,436

Other Financial Assistance

Estimated Loans	\$5,500
Estimated Work Study	\$2,500
Total Estimated Other Assistance	\$8,000

Other Financial Assistance

The aid shown below is not "free money". Loans must be paid back and work study must be earned.

Estimated Other Assistance	\$5,500
Estimated Loans	\$2,500
Estimated Work Study	\$2,500
Total Estimated Other Assistance	\$8,000

Special Circumstances ...

If things change ...contact the Financial Aid Office

- Reduced Income or PPY Inflated Income
- Recent death or disability
- Divorced or separated parents
- Step or Adoptive parents
- Foster parents
- Legal guardians
- Living with others



Only a school can change a FAFSA related to circumstances
Contact PHEAA for PA Grant re-consideration

Funding Options Available

“Well, how much money will I get?”



Federal Grants based on Need (EFC)

Pell Grant up to \$6,095 (18/19 AY)

Campus-based aid – amounts determined by FAO

FSEOG..... up to \$4000

Federal Work Study... FAO determines



Student must be enrolled at least half-time and meet satisfactory academic progress

Eligibility determined by FAFSA (forms)

Amounts determined by Need Analysis & Cost of School

Other Federal Grant Programs

StudentAid.ed.gov/types

- TEACH Grant
- Occupational Vocational Rehabilitation Program (OVR)
- Post 9/11 GI Bill Benefits
- Iraq and Afghanistan Service Grant
- US Dept. of Health and Human Services
 - <https://www.benefits.gov/us-department-health-and-human-services-hhs-student-assistance-programs>
- Americorps
- American Opportunity Tax Credit & Lifetime Learning Credit
 - tax return credits - see IRS Publication 970



PA State Grant pheaa.org



Full time in PA* up to \$4,128 (18/19 AY)

Greater than 50% Online: half of the eligible award

Out of State – up to \$551 in DE, DC, MA, OH, WV, VT

• **All other states - \$0**

* Must be a resident of PA, attend at least half-time in a minimum 2 year program and meet satisfactory academic progress – see pheaa.org or the PA Student Aid Guide

Eligibility determined by FAFSA & PA Grant Form

Amounts determined by Need Analysis & Cost of School

State Administered Grants – pheaa.org

- **State Work-Study Program**
- **Partnerships for Access to Higher Education Program (PATH)**
- **PA Targeted Industry Program (PA-TIP)**
- **PA National Guard Educational Assistance Program (EAP)**
- **Chafee Education and Training Grant (Foster Students)**
- **Postsecondary Education Gratuity Program (PEGP)**
- **Blind or Deaf Beneficiary Grant Program**
- **Ready to Succeed Scholarship Program**
 - **2nd year and beyond**



Scholarships! Don't miss FREE Money

- **START EARLY—and KEEP LOOKING**
 - GOOGLE your Interests
- DON'T PAY for information (Scam)
- Criteria varies by school and organization
 - Follow Directions – provide what is asked
- Don't Fear Essays – recycle
- Don't disqualify yourself until IT disqualifies YOU
- Small amounts ADD UP
- Activities, Athletics, Family, Hobbies, Attributes, Participation – DO YOUR RESEARCH
- Create a Profile/Resume – everything about you
- **DON'T MISS DEADLINES**

- ✓ **FastWeb.com**
- ✓ **EducationPlanner.org**
- ✓ **FinAid.org**
- ✓ **Unigo.com**
- ✓ **Scholarships.com**
- ✓ **Scholarship-Page.com**
- ✓ **DoSomething.org/Scholarships**
- ✓ **Colleges.Niche.com**
- ✓ **StudentScholarships.org**
- ✓ **BigFuture.Collegeboard.org**
- ✓ **CollegeAnswer.com**
- ✓ **CollegeNet.com**
- ✓ **MeritAid.com**
- ✓ **MORE.....**



Federal Direct Loan Program (borrowed funding)

StudentLoans.gov or the School's Website

Awarded to ALL eligible undergraduate students, regardless of NEED

2 Loan components, based on FAFSA

Subsidized – Govt pays interest while attending and during grace period

Unsubsidized – Student is responsible for interest (Accrues in school and grace)

5.045% variable/fixed interest rate, 1.062% fee (AY 18/19)

- Changes every July 1 for new loans

- **In Student's Name**
- No Collateral or Credit Check
- No Payments required while attending school and 6 month Grace Period
- Affordable repayment options
- MUST complete a FAFSA and Sign an MPN
- Additional amounts for Independent Students and if Parent PLUS Loan is denied

Federal Direct Stafford Loan Program Borrowing Limits

Undergraduate Students			Graduate Students
Annual Limits	Dependent Students	Independent or Dependent Students whose parents are unable to borrow a PLUS Loan	Graduate or Professional Studies
1st Year	\$5,500 Total No more than \$3,500 may be subsidized	\$9,500 Total No more than \$3,500 may be subsidized	\$20,500 each academic year Graduate / Professional students are no longer eligible for subsidized loans
2nd Year	\$6,500 Total No more than \$4,500 may be subsidized	\$10,500 Total No more than \$4,500 may be subsidized	
3rd Year and beyond	\$7,500 Total No more than \$5,500 may be subsidized	\$12,500 Total No more than \$5,500 may be subsidized	
Aggregate Limits	\$31,000 Total No more than \$23,000 may be subsidized	\$57,500 Total No more than \$23,000 may be subsidized	\$138,500 Total

Federal Direct PARENT PLUS Loan

For Parents of Dependent Undergraduate Students

PLUS loans also available for Independent Graduate Students

- In a Parent's Name for student costs – up to the Cost of Attendance
- Payment can be deferred while student is in school (interest accrues)
- No Debt-to-Income test, Only lenient credit check
- Must apply each year and file a FAFSA
- IF DENIED – student is eligible for an additional \$4,000 unsub

7.595% Variable/Fixed Interest Rate; 4.248% fees (AY 18/19)

Changes every July 1 for new loans



Private / Alternative Education Loans

Options for Balances from private lenders or financial institutions

- **In student's name / co-signers usually required**
 - Some loan products have a co-signer release
- Can borrow up to the Cost of Attendance
- Based on credit scores and debt-to-income
- Terms vary by lender – compare before making choices
- Students must sign a “Self Certification Form” per DOE

Compare to find the right fit

- le: **PHEAA Forward** – PHEAA education loan starting in Jan 2019

Private Education Loan
Applicant Self-Certification

BORROWER'S INFORMATION

BORROWER'S INCOME

BORROWER'S ASSETS

BORROWER'S EXPENSES

BORROWER'S DEBT

ESTIMATED FINANCIAL ASSISTANCE

Type of Assistance	Amount	Period of Assistance
A. Student's cost of attendance for the period of enrollment covered by the loan	\$	
B. Additional financial assistance for the period of enrollment covered by the loan	\$	
C. Difference between amounts in A and B	\$	

BORROWER'S SIGNATURE

APPLICANT'S SIGNATURE

Other ways to save and pay

PA 529 College Saving Plan

A tax free savings account for post secondary education costs **PA529.com**

The screenshot shows the Upromise.com website. At the top, there is a navigation bar with 'Learn', 'Earn', and 'Invest' tabs, a search bar, and links for 'Shop', 'Info', 'Login', and 'Join'. The main content area features a large image of a young boy in a suit and glasses holding a jar of coins. To the left of the image, the text reads 'Invest in College Savings Plans to make your money work harder'. Below this, there are bullet points: 'Upromise GoalSaver Account' and '529 college savings plans'. To the right of the image is a 'Join for Free' form with fields for 'First name', 'Last name', and 'Email', and a 'Become a Member' button. Below the main content, there are three columns of text: 'Earn Cash Back for College from 850+ Online Partners', 'Hit Your College Savings Goals Faster', and 'Open a Upromise GoalSaver Account'. Each column has a 'Learn More' link.

The screenshot shows the PA529 website. At the top left, it says 'PA529 Brought to you by the Pennsylvania Treasury'. There are links for 'Contact' and 'My Account'. The main banner features a photo of two children walking on a path with umbrellas, with the text 'A simpler path to COLLEGE SAVINGS' and a 'Learn More' button. Below the banner, there is a section titled 'Better to Save than Borrow' with a sub-headline 'The key to college saving is to start small and start now. Nothing helps your savings grow like time. And your money can grow even faster in a tax-advantaged 529 plan.' Below this is a 'Learn more' link. To the right of this section are three icons: a hand holding a coin, a calculator, and a computer monitor. Below each icon is a button: 'LEARN', 'PLAN', and 'ENROLL'. Below these buttons are three columns of text: 'See how 529 plans can help you save.', 'Choose the plan that's right for you.', and 'Start saving for college!'. At the bottom right, there is a 'FAQS' link and the text 'Find the answers you need to start saving now!'.

Upromise.com

Anyone can earn for your student by registering credit cards and shopping with participating companies

\$ earned can go into a 529, pay a loan or be received for expenses

Options to Cover the Cost of Education

- A school doesn't care how you come up with the balance, just that you do.
- Families can CHOOSE the methods of borrowing and funding combinations that meet their needs to cover balances - it's unique to YOUR resources.

You can mix & match = balances!

- ✓ Savings – Family
- ✓ 529 College Saving Plans - Family
- ✓ U Promise credits – Family, friends
- ✓ Scholarships – Various sources, including schools
- ✓ Grants – Federal/State programs
- ✓ Tuition Payment Plans – School
- ✓ Federal Student Loans – DOE
- ✓ Parent PLUS Loans – DOE
- ✓ Private Education Loans – Banks / Finance Entities
- ✓ Institutional Loans – School
- ✓ Home Equity Loans – Banks
- ✓ Employers – Tuition reimbursement programs
- ✓ 401K – Withdrawal or loans (See a financial advisor or your HR Dept)
- ✓ Credit Cards – Banks (be cautious)
- ✓ Student part-time job – Students work-study/private jobs

Next Steps



Schools determine NEED



1. Using FAFSA calculations:

School Cost (varies per school)	\$26,000
EFC (stays the same)	- \$3,000
FINANCIAL NEED	\$23,000

2. FAO “**Packages**” students based on Financial Need and available funding (varies by school)

3. Financial **Award Letter** is sent to the Student

NOTE: EFC Stays the same, Costs Vary

Financial Aid Award Letter

Understand it!



An official notification from the School about financial aid, terms, and conditions

- Lists the type and amount of each award to be received and accept/reject steps
 - Sign and return
 - Complete MPN's for loans; Entrance Counseling

Verification: IF you are flagged, request official tax transcripts online at www.irs.gov or by calling (800) 908-9946. Please note that tax transcripts are not the same as copies of tax returns

REVIEW and ASK QUESTIONS

- Is there criteria on the Gift Aid - GPA, Participation, Membership, Major ?
- Will funds change if tuition changes; Will Gift Aid continue in subsequent years
- Is PLUS and Workstudy packaged?!
- How are Outside Scholarships Handled?
- What is the overall debt – the letter is for one year's costs.

Packaging Example

SCHOOL	A	B	C	D
COST	\$ 6,600	\$15,000	\$25,000	\$45,000
EFC (stays the same for all schools)	\$ 3,000	\$ 3,000	\$ 3,000	\$ 3,000
NEED	<u>\$ 3,600</u>	<u>\$12,000</u>	<u>\$22,000</u>	<u>\$42,000</u>
FREE MONEY (varies)	\$2,000	\$ 7,000	\$ 9,500	\$23,000
LOANS (Federal Direct Lending)	\$4,600	\$ 5,500	\$ 5,500	\$ 5,500
WORK STUDY (after you work a job!)	\$ 0	\$ 0	\$ 2,000	\$ 3,000
<u>TOTAL AID</u>	<u>\$ 6,600</u>	<u>\$12,500</u>	<u>\$17,000</u>	<u>\$31,500</u>
GAP (Cost – Aid)	\$ 0	\$ 2,500	\$ 8,000	\$13,500
ACTUAL COST (Cost – FREE Money)	\$4,600	\$ 8,000	\$15,500	\$22,000

Begin with the End in Mind

RESEARCH the EXPECTED SALARY in your FUTURE CAREER, find an affordable school, and borrow realistically

- There are many paths to the same degree
- Research every option, including community colleges and commuting
- Only attend a school you can reasonably afford
- Only borrow what you absolutely need to attend
- Approach education from a consumer standpoint
- **Is there a CAREER SERVICES Dept**
- **Much depends on You and Your Choices**



PHEAA Online Resources

- PHEAA.org
- EducationPlanner.org
 - Career planning
- MyNextMove.org
 - Research Careers
- MySmartBorrowing.org
 - Borrow smart
- YouCanDealWithIt.com
- Facebook.com/pheaa.aid
- MyFedLoan.org

The screenshot shows the PHEAA website homepage. At the top, there is a search bar and navigation links for Home, College Planning, Funding Opportunities, Partner Access, and Tools & Resources. The main banner features the "Pennsylvania Targeted Industry Program (PA-TIP)" with a "Search PA-TIP" button and an "Account Access" section. Below the banner, there are four columns of links: "College Planning" (including Undergraduate, Graduate, and Transfer), "Funding Opportunities" (including PA-TIP, PA-TIP, and PA-TIP), "Partner Access" (including PA-TIP, PA-TIP, and PA-TIP), and "Tools & Resources" (including PA-TIP, PA-TIP, and PA-TIP).

The screenshot shows the Education Planner website. The header includes "EDUCATION PLANNER" and navigation links for STUDENTS, PARENTS, and COUNSELORS. The main content area has a green banner with the text "Start Thinking About Life After High School" and "What is Your Learning Style?". Below the banner, there are three sections: "for Students", "for Parents", and "for Counselors", each with a small image and text.

The screenshot shows the MySmartBorrowing website. The header features the "MySmartBorrowing" logo and a navigation bar. The main content area has a blue background with the text "Are You A SMART Borrower?" and a "Take the Quiz" button. Below the text, there is a small image of a person and a "Take the Quiz" button.

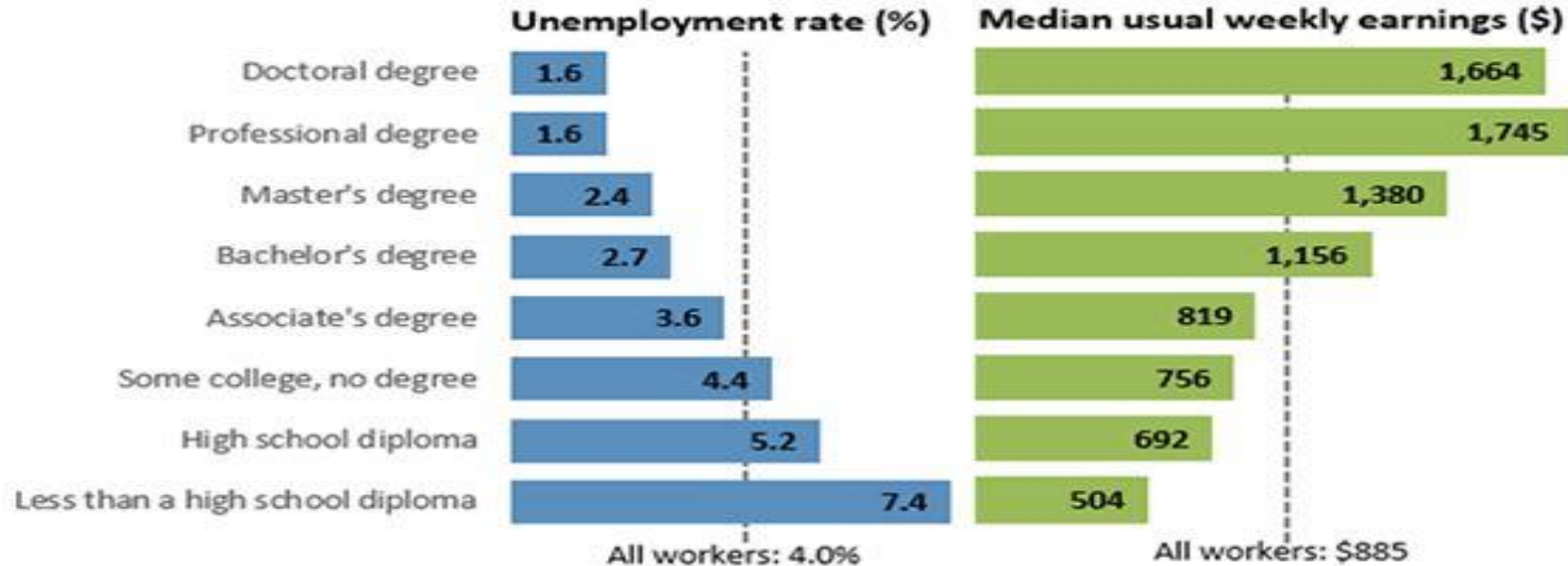
The screenshot shows the YouCanDealWithIt website. The header includes "you can deal with it" and navigation links for HOME, SERVICES, and CONTACT. The main content area has a blue background with the text "MONEY TIGHT?" and "Student Aid Timeline". Below the text, there is a small image of a person and a "LEARN MORE" button.

The screenshot shows the MyNextMove website. The header features "MY NEXT MOVE" and navigation links for HOME, SERVICES, and CONTACT. The main content area has a blue background with the text "What do you want to do for a living?". Below the text, there are three columns of links: "Search careers with key words", "Browse careers by industry", and "Tell us what you like to do".

The screenshot shows the MyFedLoan website. The header includes "fedloan" and navigation links for FOR BORROWERS, FOR SCHOOLS, and FOR PARTNERS. The main content area has a green background with the text "Direct Debit" and "Payments & Billing". Below the text, there is a small image of a person and a "LEARN MORE" button.

It pays to have an education

Unemployment rates and earnings by educational attainment, 2016



Note: Data are for persons age 25 and over. Earnings are for full-time wage and salary workers.

Source: U.S. Bureau of Labor Statistics, Current Population Survey.

Thanks and Best Wishes!

Questions?



Linda Pacewicz

PHEAA, Higher Education Access Partner
Northeast Region

570-592-1209

lpacewic@pheaa.org

